

Shuttercraft

Quality Interior Shutters in Select Hardwoods



15 Orchard Park Rd
Madison, CT 06443

Phone (203) 245-2608
Fax (203) 245-5969

www.shuttercraft.com
all@shuttercraft.com



Interior Plantation Moveable Louvers In Select Paint Grade Hardwood



1 7/8" Louvers 2 1/2" Louvers 3 1/2" Louvers 1 7/8" Louvers
 All available with or without center rail (shown with curve)

Priced per pair

WIDTH

HEIGHT	10-12"	13-14"	15-16"	17-18"	19-20"	21-22"	23-24"
Thru 36"	\$132	\$154	\$169	\$184	\$204	\$224	\$245
37-40"	\$147	\$172	\$188	\$204	\$227	\$249	\$272
41-44"	\$162	\$189	\$207	\$224	\$249	\$274	\$299
45-48"	\$176	\$206	\$225	\$245	\$272	\$299	\$326
49-52"	\$191	\$223	\$244	\$265	\$295	\$324	\$354
53-56"	\$206	\$240	\$263	\$286	\$317	\$349	\$381
57-60"	\$221	\$257	\$282	\$306	\$340	\$374	\$408
61-64"	\$235	\$274	\$300	\$326	\$363	\$399	\$435
65-68"	\$250	\$292	\$319	\$347	\$385	\$424	\$462
69-72"	\$265	\$309	\$338	\$367	\$408	\$449	\$490
73-76"	\$279	\$326	\$357	\$388	\$431	\$474	\$517
77-80"	\$294	\$343	\$376	\$408	\$453	\$499	\$544
81-84"	\$339	\$391	\$425	\$459	\$507	\$554	\$602
85-88"	\$354	\$408	\$444	\$479	\$529	\$579	\$629
89-92"	\$369	\$425	\$463	\$500	\$552	\$604	\$656

Shutters are made with or without a horizontal cross rail
 Add 25% for Red Oak or 50% for Mahogany (for staining)
 Call for pricing on larger sizes

Custom Options
Custom Wide Stiles - Add \$65 pair
Custom Rail Placement - Add \$35 pair
Extra Rail (3 equal sections) - \$35 pair
Rabbit & Bead for Overlap - \$25 pair
1/4 Arch / Small Curve Radius - \$120 pair
See Order Form For Finishing Prices

Plantation Specs
Side Stiles: 1 1/8" x 1 3/4" wide
Top Rail: 4"+/- wide
Bottom Rail: 4"+/- wide
Center Rail: 3" (1 7/8 & 3 1/2 louvers)
Center Rail: 2" (2 1/2 louvers)
Decorative Inner Stile Bead

Antique Brass Mounting Hardware
Regular Set includes 4 hinges, 2 knobs, latch, all screws - each set hangs 2 shutters - \$15 Per Set
Tall Set includes 6 hinges, 2 knobs, latch, all screws - each set hangs 2 shutters. Use on tall sizes (3 hinges per shutter) - \$18 Per Set

Interior Raised Panels In Select Hardwoods



PAINT GRADE BASSWOOD STAIN GRADE RED OAK STAIN GRADE MAHOGANY BASSWOOD (shown with curve)

Priced Per Pair

WIDTH

HEIGHT	10-12"	13-14"	15-16"	17-18"	19-20"	21-22"	23-24"
Thru 36"	\$120	\$140	\$154	\$167	\$185	\$204	\$223
37-40"	\$134	\$156	\$171	\$185	\$206	\$227	\$247
41-44"	\$147	\$172	\$188	\$204	\$227	\$249	\$272
45-48"	\$160	\$187	\$205	\$223	\$247	\$272	\$297
49-52"	\$174	\$203	\$222	\$241	\$268	\$295	\$321
53-56"	\$187	\$218	\$239	\$260	\$289	\$317	\$346
57-60"	\$201	\$234	\$256	\$278	\$309	\$340	\$371
61-64"	\$214	\$250	\$273	\$297	\$330	\$363	\$396
65-68"	\$227	\$265	\$290	\$315	\$350	\$385	\$420
69-72"	\$241	\$281	\$307	\$334	\$371	\$408	\$445
73-76"	\$254	\$296	\$324	\$352	\$392	\$431	\$470
77-80"	\$267	\$312	\$341	\$371	\$412	\$453	\$495
81-84"	\$309	\$355	\$386	\$417	\$461	\$504	\$547
85-88"	\$322	\$371	\$403	\$436	\$481	\$527	\$572
89-92"	\$335	\$387	\$420	\$454	\$502	\$549	\$597

Shutters are made with or without a horizontal cross rail
 Add 25% for Red Oak or 50% for Mahogany (for staining)
 Call for pricing on larger sizes

Raised Panel Specs
Side Stiles: 1 1/8" x 1 3/4" wide
Top Rail: 4"+/- wide
Center Rail: 3"+/- wide
Bottom Rail: 4"+/- wide
Panels Raised On Both Sides
Decorative Inner Stile Bead

Custom Options
Custom Wide Stiles - Add \$65 pair
Custom Rail Placement - Add \$35 pair
Extra Panel (3 equal sections) - \$50 pair
Rabbit & Bead for Overlap - \$25 pair
1/4 Arch / Small or Café Curve - \$120 pair
See Order Form For Finishing Prices

Antique Brass Mounting Hardware
Regular Set includes 4 hinges, 2 knobs, latch, all screws - each set hangs 2 shutters - \$15 Per Set
Tall Set includes 6 hinges, 2 knobs, latch, all screws - each set hangs 2 shutters. Use on tall sizes (3 hinges per shutter) - \$18 Per Set

Interior Flat Edge Fixed Louvers



**PAINT GRADE
BASSWOOD**

HEIGHT	Priced Per Pair						
	12	14	16	18	20	22	24
Thru 40"	\$173	\$201	\$230	\$259	\$288	\$316	\$345
41-44"	\$189	\$221	\$252	\$284	\$316	\$347	\$379
45-48"	\$206	\$240	\$275	\$309	\$343	\$378	\$412
49-52"	\$223	\$260	\$297	\$334	\$371	\$408	\$446
53-56"	\$240	\$279	\$319	\$359	\$399	\$439	\$479
57-60"	\$256	\$299	\$342	\$384	\$427	\$470	\$513
61-64"	\$273	\$319	\$364	\$410	\$455	\$501	\$546
65-68"	\$290	\$338	\$386	\$435	\$483	\$531	\$579
69-72"	\$306	\$358	\$409	\$460	\$511	\$562	\$613
73-76"	\$323	\$377	\$431	\$485	\$539	\$593	\$646
77-80"	\$340	\$397	\$453	\$510	\$567	\$623	\$680
81-84"	\$357	\$416	\$476	\$535	\$594	\$654	\$713
85-88"	\$373	\$436	\$498	\$560	\$622	\$685	\$747
89-92"	\$390	\$455	\$520	\$585	\$650	\$715	\$780
93-96"	\$407	\$475	\$543	\$610	\$678	\$746	\$814

Shutters are made with or without a center horizontal cross rail.
Call for pricing on larger sizes



**STAIN GRADE
MAHOGANY - Add 50%** **Shown With
Café Curve Top**

Flat Edge Louver Specs
Side Stiles: 1 3/8" x 2" wide
Top Rail: 4"+/- wide
Center Rail: 4"+/- wide
Bottom Rail: 4"+/- wide
Beveled 2 1/2" Louvers - 2" Spacing
Decorative Inner Stile Bead

Custom Options
Custom Wide Stiles - Add \$65 pair
Custom Rail Placement - Add \$35 pair
Extra Rail (3 equal sections) - \$35 pair
Rabbit & Bead for Overlap - \$25 pair
1/4 Arch / Small or Café Curve - \$120 pair
Café Curve - \$160 pair
See Order Form For Finishing Prices

Mounting Hardware
<u>Regular Set</u> includes 4 hinges, 2 knobs, latch, all screws - each set hangs 2 shutters - \$15 Per Set
<u>Tall Set</u> includes 6 hinges, 2 knobs, latch, all screws - each set hangs 2 shutters. Use on tall sizes (3 hinges per shutter) - \$18 Per Set



Shuttercraft

15 Orchard Park Rd
Madison, CT 06443

Phone (203) 245-2608
Fax (203) 245-5969

www.shuttercraft.com
all@shuttercraft.com

Traditional Interior Moveable Louvers - Basswood



HEIGHT	Priced per shutter		WIDTH				
	6-7"	8"	9-10"	11-12"	13-14"	15-16"	17-18"
Thru 28"	\$26	\$30	\$38	\$45	\$53	\$60	\$68
29-32"	\$30	\$34	\$43	\$52	\$60	\$69	\$78
33-34"	\$34	\$39	\$48	\$58	\$68	\$78	\$87
35-40"	\$38	\$43	\$54	\$65	\$75	\$86	\$97

Above sizes are one louvered section without center rail.

41-44"	\$41	\$47	\$59	\$71	\$83	\$95	\$107
45-48"	\$45	\$52	\$65	\$78	\$90	\$103	\$116
49-52"	\$49	\$56	\$70	\$84	\$98	\$112	\$126
53-56"	\$53	\$60	\$75	\$90	\$105	\$121	\$136
57-60"	\$57	\$65	\$81	\$97	\$113	\$129	\$145
61-64"	\$60	\$69	\$86	\$103	\$121	\$138	\$155
65-68"	\$64	\$73	\$91	\$110	\$128	\$146	\$165
69-72"	\$68	\$78	\$97	\$116	\$136	\$155	\$174
73-76"	\$72	\$82	\$102	\$123	\$143	\$164	\$184
77-80"	\$75	\$86	\$108	\$129	\$151	\$172	\$194

Above sizes are two louvered sections with center rail.

Prices are unfinished basswood (for paint applications).



Moveable Louver Specs
Side Stiles: 1 1/2" x 3/4"
Top Rail: 3 1/2"+/- wide
Center Rail - 3 1/2" +/-
Bottom Rail: 3 1/2"+/-wide
Louvers - 1 1/4" wide (Flat Sanded)
Rabbit & Bead - \$25 pair

Hardware Sets - \$12

Hardware Sets - \$12
Yellow brass tone hardware sets include 4 non-mortise hinges, 4 butt hinges, latch and post, all screws, and shiny solid brass knobs. Each set will bifold 4 shutters across, using an interior mount. Half sets are available (\$10) and hang 2 shutters (please note if shutters will open in the center or bifold to one side).



Shuttercraft

Quality Interior Shutters
in Select Hardwoods

15 Orchard Park Rd
Madison, CT 06443
Phone (203) 245-2608
Fax (203) 245-5969
www.shuttercraft.com
all@shuttercraft.com

Traditional Interior Moveable Louvers - Red Oak



HEIGHT	Priced per shutter						
	WIDTH						
	6-7"	8"	9-10"	11-12"	13-14"	15-16"	17-18"
Thru 34"	\$48	\$55	\$68	\$82	\$102	\$109	\$123
35-40"	\$53	\$61	\$75	\$91	\$114	\$122	\$136
41-44"	\$58	\$66	\$83	\$100	\$125	\$134	\$150

Above sizes are one louvered section without center rail.

45-48"	\$64	\$73	\$91	\$109	\$136	\$145	\$164
49-52"	\$69	\$79	\$98	\$118	\$147	\$157	\$177
53-56"	\$75	\$85	\$106	\$127	\$159	\$170	\$191
57-60"	\$79	\$91	\$114	\$136	\$171	\$182	\$205
61-64"	\$85	\$97	\$121	\$145	\$182	\$195	\$218
65-68"	\$90	\$103	\$129	\$155	\$194	\$206	\$232
69-72"	\$95	\$109	\$136	\$164	\$205	\$218	\$245
73-76"	\$101	\$115	\$144	\$173	\$216	\$231	\$259
77-80"	\$106	\$122	\$152	\$182	\$227	\$243	\$273

Above sizes are two louvered sections with center rail.

Prices are unfinished red oak (for staining applications).



Moveable Louver Specs
Side Stiles: 1 1/2" x 3/4"
Top Rail: 3 1/2" +/- wide
Center Rail - 3 1/2" +/-
Bottom Rail: 3 1/2" +/- wide
Louvers - 1 1/4" wide (Flat Sanded)
Rabbet & Bead - \$25 pair

Hardware Sets - \$12
Yellow brass tone hardware sets include 4 non-mortise hinges, 4 butt hinges, latch and post, all screws, and shiny solid brass knobs. Each set will bifold 4 shutters across, using an interior mount. Half sets are available (\$10) and hang 2 shutters (please note if shutters will open in the center or bifold to one side).



Shuttercraft

Quality Interior Shutters
in Select Hardwoods

15 Orchard Park Rd
Madison, CT 06443

Phone (203) 245-2608
Fax (203) 245-5969

www.shuttercraft.com
all@shuttercraft.com



Open Frame for Fabric Insert

HEIGHT	Priced per shutter WIDTH						
	6-7"	8"	9-10"	11-12"	13-14"	15-16"	17-18"
Thru 28"	\$45	\$46	\$53	\$61	\$69	\$77	\$84
29-34"	\$49	\$53	\$64	\$74	\$83	\$94	\$102
35-40"	\$58	\$63	\$76	\$87	\$99	\$109	\$120

Above sizes are made as one section/panel without center rail.

41-46"	\$82	\$89	\$109	\$123	\$140	\$156	\$171
47-52"	\$86	\$95	\$114	\$129	\$144	\$161	\$175
53-60"	\$98	\$107	\$128	\$146	\$162	\$181	\$198
61-72"	\$117	\$128	\$153	\$174	\$195	\$217	\$238

Above sizes made as two sections/panels with center rail.

Open Frame Specs
Side Stiles: 1 5/8" - 2 1/2" (Side stile width varies with overall shutter widths)
Top Rail: 2 3/8"+/- wide
Bottom Rail: 3 3/8"+/- wide
Quality Paint Grade Basswood Finish Sanded
Includes Metal Tensions Rods For Fabric Insert
Add 30% for Interior Arch



Classic Colonial Raised Panels & Flat Panels

HEIGHT	Priced per shutter WIDTH						
	6-7"	8"	9-10"	11-12"	13-14"	15-16"	17-18"
Thru 28"	\$45	\$46	\$53	\$61	\$69	\$77	\$84
29-34"	\$49	\$53	\$64	\$74	\$83	\$94	\$102
35-40"	\$58	\$63	\$76	\$87	\$99	\$109	\$120

Above sizes are made as one section/panel without center rail.

41-46"	\$65	\$71	\$87	\$99	\$112	\$125	\$137
47-52"	\$63	\$76	\$92	\$103	\$115	\$128	\$140
53-60"	\$78	\$86	\$102	\$117	\$130	\$145	\$158
61-72"	\$94	\$102	\$123	\$139	\$156	\$174	\$190

Above sizes made as two sections/panels with center rail.

1/4" Rabbet & Bead Overlap - Add \$25 per pair

Raised Panel Specs
Side Stiles: 1 5/8" - 2 1/2" (Side stile width varies with overall shutter widths)
Top Rail: 2 3/8"+/- wide
Bottom Rail: 3 3/8"+/- wide
Quality Paint Grade Basswood Finish Sanded
Panels Raised On Both Sides or Flat on Both Sides
1/4 Round Profile Molding



Shuttercraft

*Quality Interior Shutters in
Select Hardwoods*

*15 Orchard Park Rd
Madison, CT 06443*

*Phone (203) 245-2608
Fax (203) 245-5969*

*www.shuttercraft.com
all@shuttercraft.com*

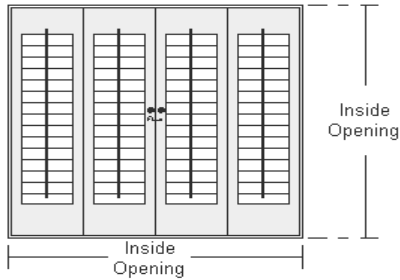
Measuring Guidelines

Plantation Hardware Set for 1 1/8" or 1 3/8"

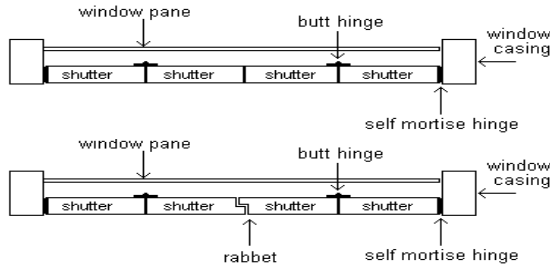
Thick Shutters: 4 Butt Hinges/Screws, Latch, Knobs/Screws will hang 2 shutters across.

Measure inside tight opening that shutters will fill. Subtract 1/4" for hardware clearance from the tight width of the opening, divide by the number of shutters across to determine each shutter width. If shutters will fill the total height, subtract 1/4" clearance from the height. If shutters are rabbeted to overlap in the center, simply divide the tight opening by the number of shutters across. The rabbet will account for 1/4" clearance.

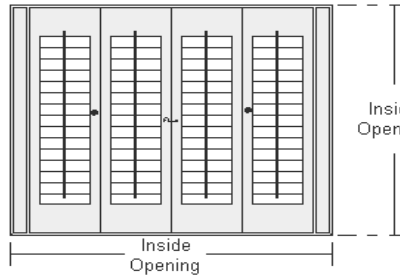
Hinged to direct to casing



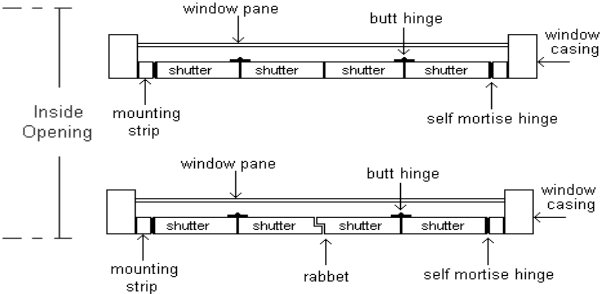
With or without rabbet



Hinged to mounting strips



With or without rabbet



FINISHING OPTIONS - 1 1/8" & 1 3/8" THICK SHUTTERS

- 1 1/8" Plantation Louvers
- 1 1/8" Raised Panels
- 1 3/8" Flat Edge Louvers

w PRIME ONLY (per pair)

Width	16"	20"	24"	28"	32"
40"	\$24	\$26	\$27	\$30	\$32
60"	\$29	\$32	\$35	\$38	\$41
80"	\$32	\$35	\$39	\$43	\$48
96"	\$37	\$40	\$43	\$48	\$53

White Primer

www FULL PAINTING (per pair)

Width	16"	20"	24"	28"	32"
40"	\$78	\$84	\$87	\$96	\$102
60"	\$93	\$102	\$111	\$120	\$129
80"	\$102	\$111	\$123	\$135	\$150
96"	\$117	\$126	\$135	\$150	\$165

Priming, Sanding, Two Top Coats, & All Materials
Choose Brand, Color, & Sheen



FINISHING OPTIONS - 3/4" THICK SHUTTERS

- 3/4" Traditional Moveable Louvers
- 3/4" Colonial Raised Panels
- 3/4" Open Frame (Fabric Insert)

w PRIME ONLY (per shutter)

Width	6" - 18"
30"	\$11
40"	\$12
50"	\$14
60"	\$15
70"	\$16
60"	\$17
80"	\$19

White Primer

www FULL PAINTING (per shutter)

Width	6" - 18"
30"	\$36
40"	\$39
50"	\$45
60"	\$47
70"	\$50
60"	\$53
80"	\$59

Priming, Sanding, Two Top Coats, & All Materials
Choose Brand, Color, & Sheen



Contact us for assistance with your shutter project!

Ph (203) 245-2608 - Fax (203) 245-5969 - Email all@shuttercraft.com

Visit our showroom: 15 Orchard Park, Madison, CT 06443

Showroom Hours - Monday Through Friday - 9am - 5pm

Shuttercraft, Inc.
Mail to: 15 Orchard Park Rd, Madison, CT 06443

Call (203) 245-2608 Fax (203) 245-5969

Email - all@shuttercraft.com
www.shuttercraft.com

INTERIOR SHUTTER ORDER FORM

Visit our showroom: 15 Orchard Park, Madison, CT 06443

Showroom Hours - Monday Through Friday - 9am - 5pm

SOLD TO (MAIL ADDRESS):

SHIP TO:

PHONE:

CONTACT:

FAX:

PHONE:

FULL PAINTING SERVICE

Nat'l Paint Brand _____

Color/Number _____

Sheen _____

Match my chip with quality latex paint

Qty	Unit O	Shutter Width	Shutter Height	Description	Price	Total

PRIME ONLY (check one)

Gray (for dark finish) _____

White (for light finish) _____

HOW DID YOU HEAR ABOUT US?

Magazine _____

Referred By _____



Internet/Search Engine _____

Newspaper _____

Yellow Pages _____

Other _____

O Order using the right unit...

3/4" Shutters	1 1/8" Shutters
PRICED PER SHUTTER (unit=each) 	PRICED PER PAIR (unit=pair) 

TOTAL COST OF PRIMING/PAINTING

TOTAL COST OF HARDWARE

SUB TOTAL

CT residents add 6% sales tax

TOTAL

Nominal Shipping Charges Apply

Some Description Guidelines

- Louvers, Panels, or Open Frame
- Thickness 3/4", 1 1/8" or 1 3/8"
- Wood Type
- With or without center rail
- Louver Width
- Custom Options (arches, rabbeting, extra rail, wider stiles, etc.)

Interior Hinge Sets

1 1/8" & 1 3/8" Thick Shutters - Antique Brass

Regular Set - 4 Hinges, 2 Knobs, Latch, All Screws - \$15

Tall Set - 6 Hinges, 2 Knobs, Latch, All Screws - \$18

3/4" Thick Traditional & Colonial Shutters - Yellow Brass

Regular Bifold Set - 8 Hinges, 2 Knobs, Latch, All Screws - \$12

Tall Set - 12 Hinges, 2 Knobs, Latch, All Screws - \$15

Half Set - 4 Hinges, 2 Knobs, Latch, All Screws - \$10

Include a 50% deposit with your order.

MC/VISA # _____

Exp Date _____ 50% Check Enclosed

Signature _____